

All Chords!

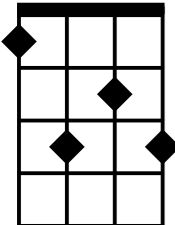
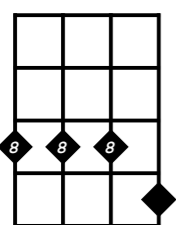
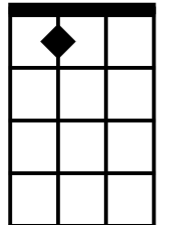
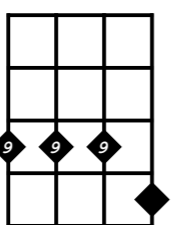
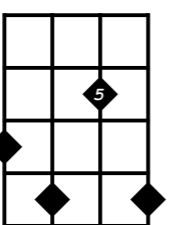
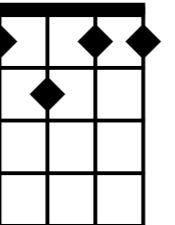
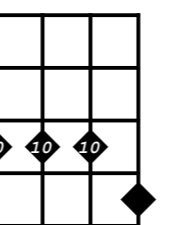
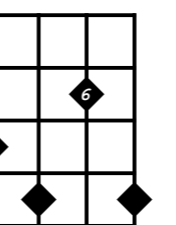
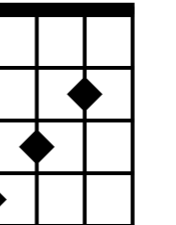
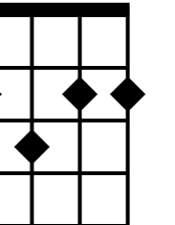
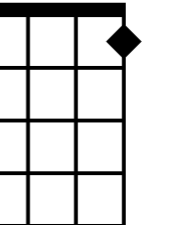
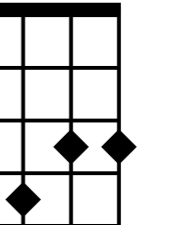
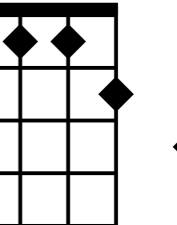
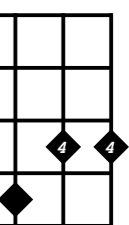
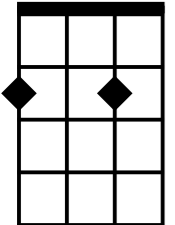
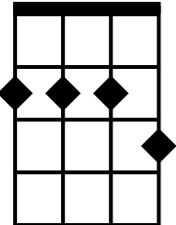
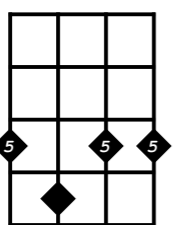
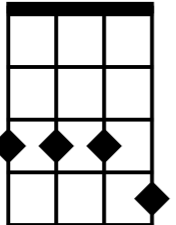
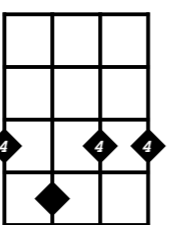
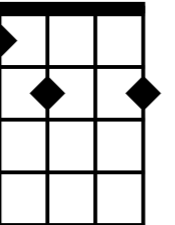
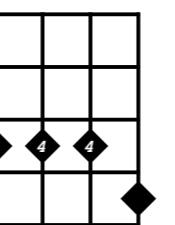
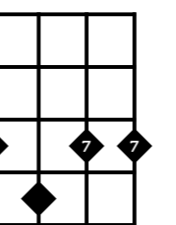
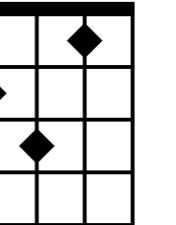
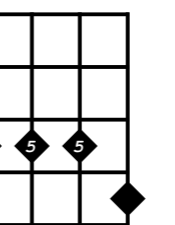
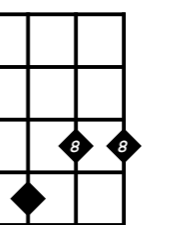
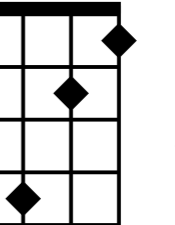
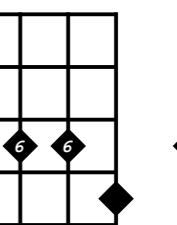
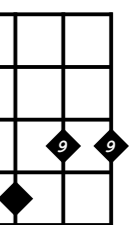
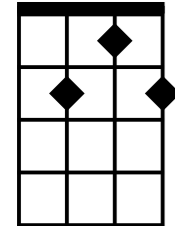
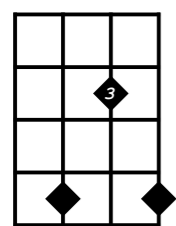
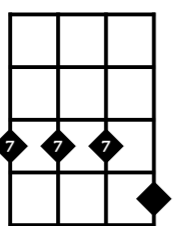
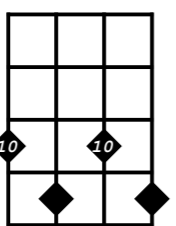
Major Chords

A^b 	A^b 	A 	A 	A 	B^b 	B^b 	B 	B 	C 	C 	C 	C[#] 	C[#]
C[#] 	D 	D 	D 	D 	E^b 	E^b 	E^b 	E 	E 	E 	E 	F 	F
F 	F[#] 	F[#] 	F[#] 	G 	G 	G 							

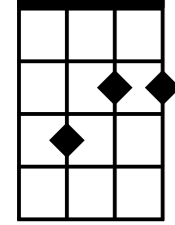
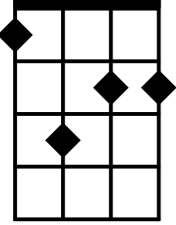
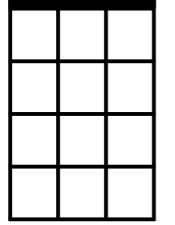
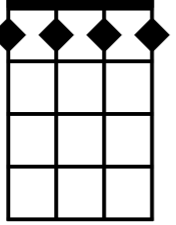
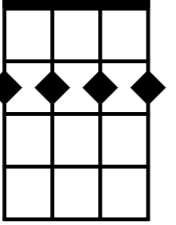
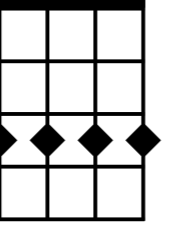
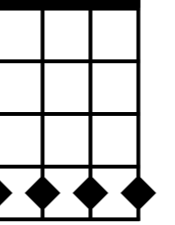
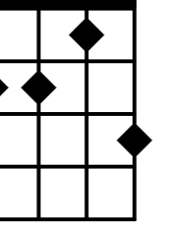
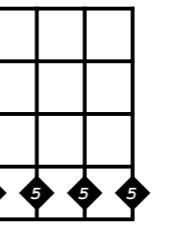
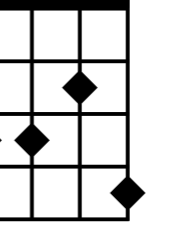
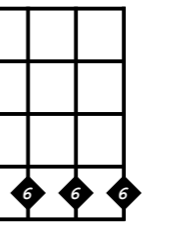
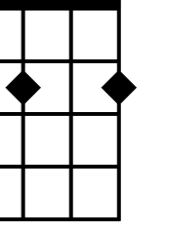
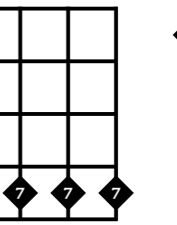
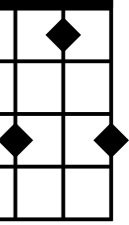
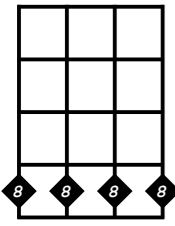
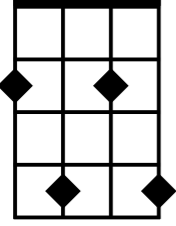
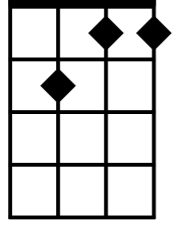
Minor Chords

A^bm 	A^bm 	A^bm 	A^m 	A^m 	A^m 	B^bm 	B^bm 	B^m 	B^m 	C^m 	C^m 	C[#]m 	C[#]m
D^m 	D^m 	E^bm 	E^bm 	E^m 	E^m 	F^m 	F^m 	F^m 	F[#]m 	F[#]m 	G^m 	G^m 	

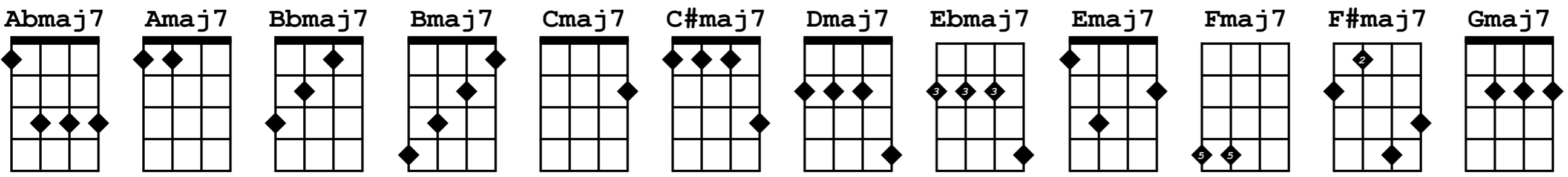
Seventh Chords

Ab7 	Ab7 	A7 	A7 	A7 	Bb7 	Bb7 	Bb7 	B7 	B7 	C7 	C7 	C#7 	C#7 
D7 	D7 	D7 	Eb7 	Eb7 	E7 	E7 	E7 	F7 	F7 	F7 	F#7 	F#7 	F#7 
G7 	G7 	G7 	G7 										

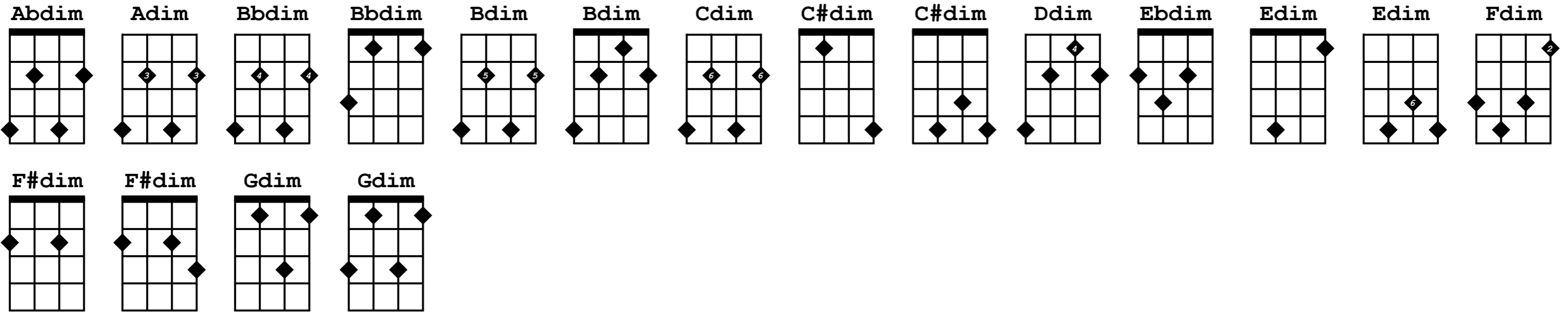
Minor-Seventh Chords

Abm7 	Abm7 	Am7 	Bbm7 	Bm7 	Cm7 	C#m7 	Dm7 	Dm7 	Ebm7 	Ebm7 	Em7 	Em7 	Fm7 
Fm7 	F#m7 	Gm7 											

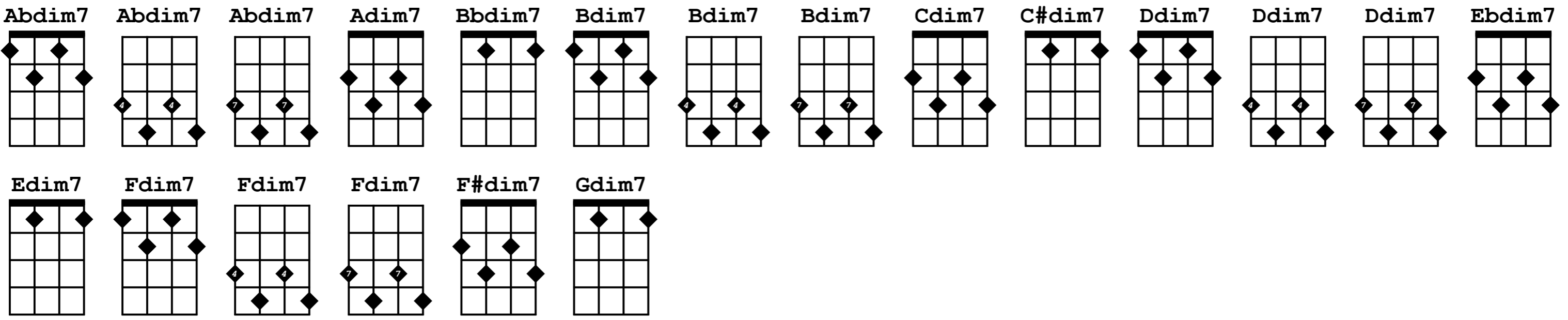
Major-Seventh Chords



Diminished Chords



Diminished-Seventh Chords



Semi-Diminished Chords

Abø7 Aø7 Bbø7 Bø7 Cø7 C#ø7 Dø7 Ebø7 Eø7 Fø7 F#ø7 Gø7

Detailed description: This block shows the fingerings for 12 semi-diminished chords. Each chord is represented by a four-string guitar fretboard diagram. The chords are: Abø7 (1, 2, 3, 4), Aø7 (2, 3, 4, 5), Bbø7 (1, 2, 3, 4), Bø7 (2, 3, 4, 5), Cø7 (3, 4, 5, 6), C#ø7 (1, 2, 3, 4), Dø7 (1, 2, 3, 4), Ebø7 (2, 3, 4, 5), Eø7 (3, 4, 5, 6), Fø7 (1, 2, 3, 4), F#ø7 (2, 3, 4, 5), and Gø7 (3, 4, 5, 6).

Sixth Chords

Ab6 A6 Bb6 B6 C6 C6 C#6 D6 D6 D6 Eb6 E6 E6 F6

F6 F#6 F#6 G6 G6 G6

Detailed description: This block shows the fingerings for 20 sixth chords. Each chord is represented by a four-string guitar fretboard diagram. The chords are: Ab6 (1, 2, 3, 4), A6 (2, 3, 4, 5), Bb6 (1, 2, 3, 4), B6 (2, 3, 4, 5), C6 (3, 4, 5, 6), C6 (1, 2, 3, 4), C#6 (1, 2, 3, 4), D6 (2, 3, 4, 5), D6 (3, 4, 5, 6), D6 (1, 2, 3, 4), Eb6 (2, 3, 4, 5), E6 (3, 4, 5, 6), E6 (1, 2, 3, 4), F6 (5, 5, 5, 5), F6 (1, 2, 3, 4), F#6 (6, 6, 6, 6), F#6 (1, 2, 3, 4), G6 (2, 3, 4, 5), G6 (3, 4, 5, 6), and G6 (7, 7, 7, 7).

Minor-Sixth Chords

Abm6 Am6 Am6 Bbm6 Bbm6 Bm6 Bm6 Cm6 C#m6 C#m6 Dm6 Dm6 Ebm6 Ebm6

Em6 Em6 Em6 Fm6 F#m6 F#m6 Gm6 Gm6

Detailed description: This block shows the fingerings for 22 minor-sixth chords. Each chord is represented by a four-string guitar fretboard diagram. The chords are: Abm6 (4, 4, 3, 4), Am6 (5, 5, 3, 4), Am6 (1, 2, 3, 4), Bbm6 (1, 2, 3, 4), Bbm6 (6, 6, 3, 4), Bm6 (1, 2, 3, 4), Bm6 (7, 7, 3, 4), Cm6 (1, 2, 3, 4), C#m6 (1, 2, 3, 4), C#m6 (3, 3, 3, 4), Dm6 (1, 2, 3, 4), Dm6 (5, 5, 3, 4), Ebm6 (1, 2, 3, 4), Ebm6 (5, 5, 3, 4), Em6 (1, 2, 3, 4), Em6 (1, 2, 3, 4), Em6 (1, 2, 3, 4), Fm6 (2, 2, 3, 4), F#m6 (1, 2, 3, 4), F#m6 (6, 6, 3, 4), Gm6 (1, 2, 3, 4), and Gm6 (3, 3, 3, 4).

Augmented Chords

Abaug Aaug Bbaug Baug Caug C#aug Daug Ebaug Eaug Faug F#aug Gaug

Ninth Chords

Ab9 A9 A9 Bb9 B9 C9 C9 C#9 D9 D9 Eb9 E9 F9 F#9

G9 G9 G9

Added-Ninth Chords

Abadd9 Aadd9 Aadd9 Bbadd9 Badd9 Cadd9 Cadd9 C#add9 Dadd9 Ebadd9 Eadd9 Fadd9 F#add9 Gadd9

Gadd9

Suspended-Second Chords

Suspended-Fourth Chords

Augmented-Seventh Chords

Minor-Major-Seventh Chords

Others Chords